

Research & Evaluation Institute

Data Analyst/Research Manager | Yolanda Pyrtle | November 2022



Harris County
Department of
Education



Meet our Team



Why We Exist

- **REI** supports HCDE's mission and its divisions in making decisions by providing relevant, timely and efficient data and information.
- **REI** strives to stay up to date on relevant information in and around Harris County to advise HCDE and its divisions.



What We Do

- **Collaborate with Divisions to provide Innovative Solutions**
 - Dashboards
 - One-pagers
 - Research Projects
- **Accountability**
 - Service delivery
 - Client satisfaction
 - Outcomes
 - Financial effectiveness

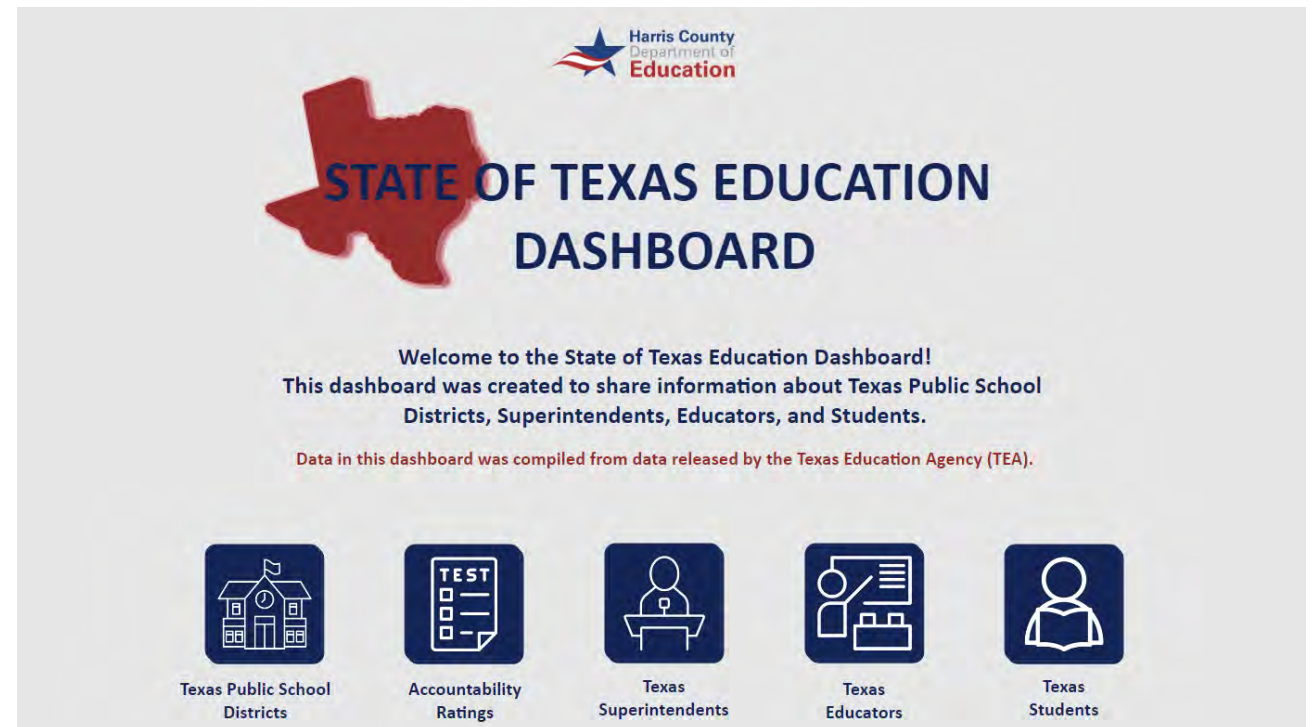


State of Texas Education Dashboard



State of Texas Education Dashboard Upgrade

- Texas Schools District
- Texas Schools Accountability Ratings
- Texas Superintendents
- Texas Educators
- Texas Students



State of Texas Education Dashboard



State of Texas Education Dashboard

District Map

This map of Texas Public School Districts is color coded by Accountability Rating* for the **most recent year**.

Click the star icon below to view a Map of Harris County Districts.
Click the Schoolhouse icon below to compare Texas Public School Districts by Accountability Rating.

Number of Districts

1,022



Year

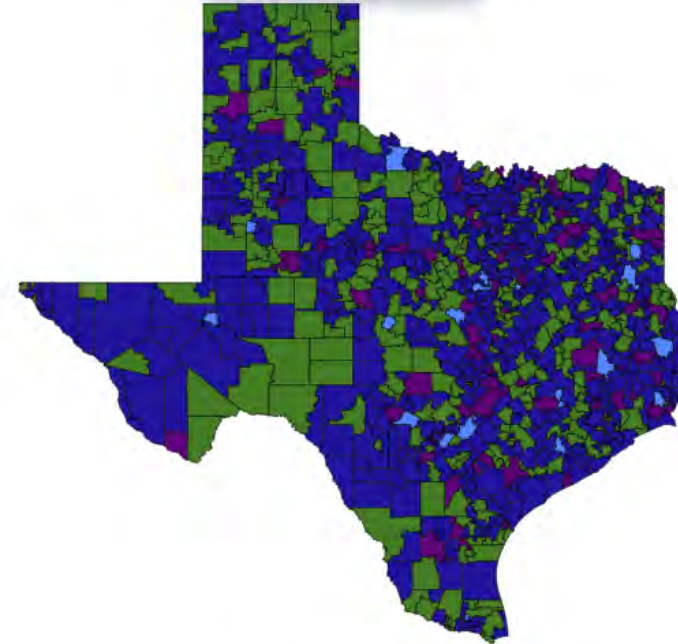
2022



Clear the "search" field to reset the available districts.

District Name

All



Accountability Ratings ● A ● B ● C ● Not Rated ● Not Rated: Senate Bill 1365

*Not Rated: Senate Bill 1365 <https://bit.ly/3Azzr1j>

*Year 2020 and 2021 was not rated due to the Covid-19 pandemic.

*A-F Ratings were introduced in 2018.

Data One-Pagers

Data One-pagers

- Special Education within Houston ISD
- State of Speech-Language Pathology in Education
- One-Pagers with Recommendations for Divisions
 - Schools Annual Update
 - CSSS Reunification Event
 - CES Innovator's Mindset Event


Harris County Department of Education
Page 1 of 3

SPECIAL EDUCATION WITHIN HOUSTON ISD (2020-2021)

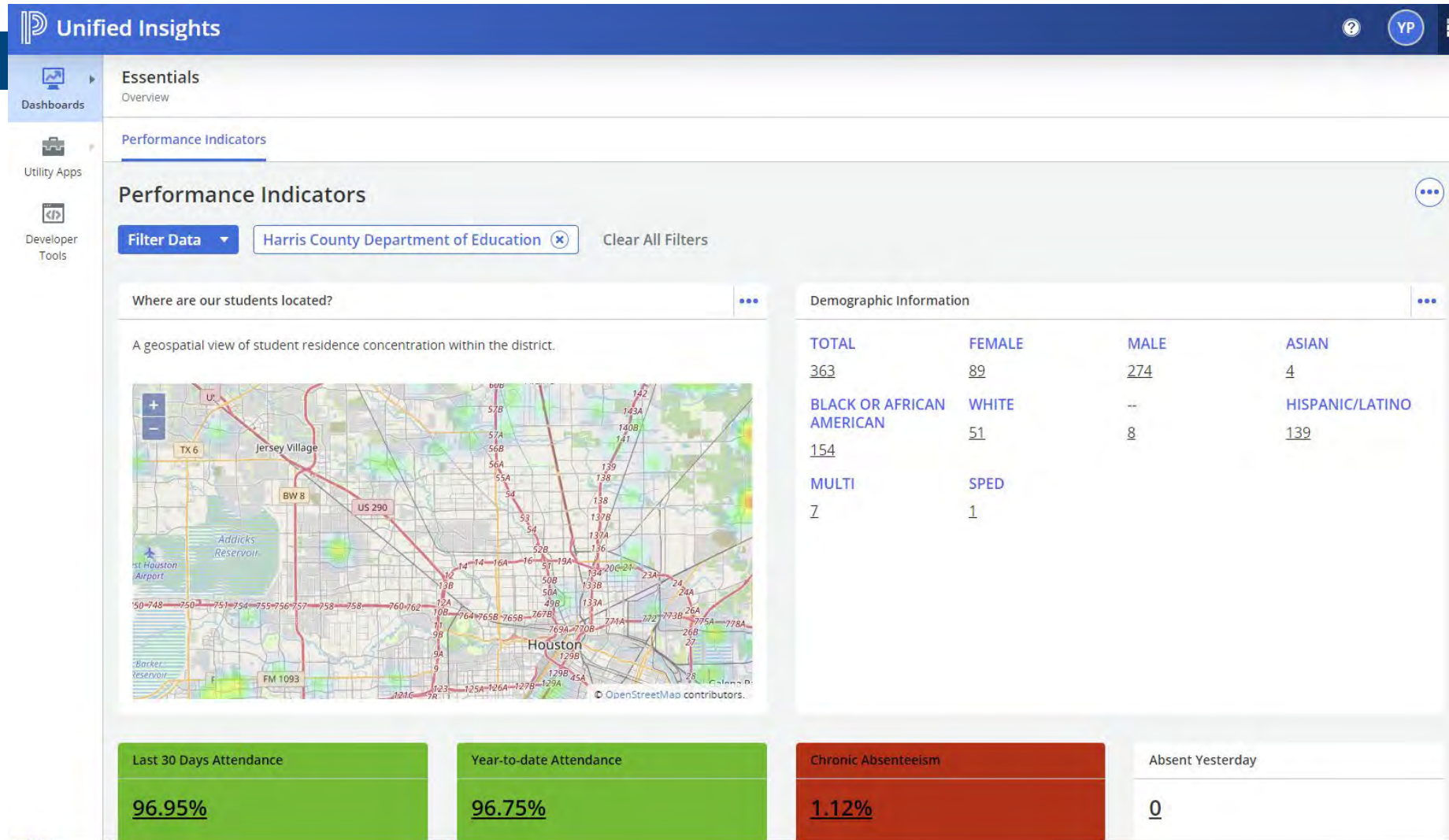
	ALL ENROLLMENT	SPECIAL EDUCATION	% OF SPED STUDENTS
TEXAS	5,371,586	605,043	11.3%
HARRIS COUNTY	877,000	87,558	10.0%
HOUSTON ISD	196,943	16,238	8.2%

785	134	19.5%
830	108	16.1%
830	153	15.3%
789	127	13.7%
379	49	12.9%
446	54	12.1%
342	34	9.9%
622	61	9.8%
554	38	6.9%
262	15	5.7%

the HCDE Research and Evaluation Institute (REI) | ResearchandEvaluation@hcoe.texas.gov | 2/22/2022



Special Schools Dashboard




Internal Accountability

Head Start



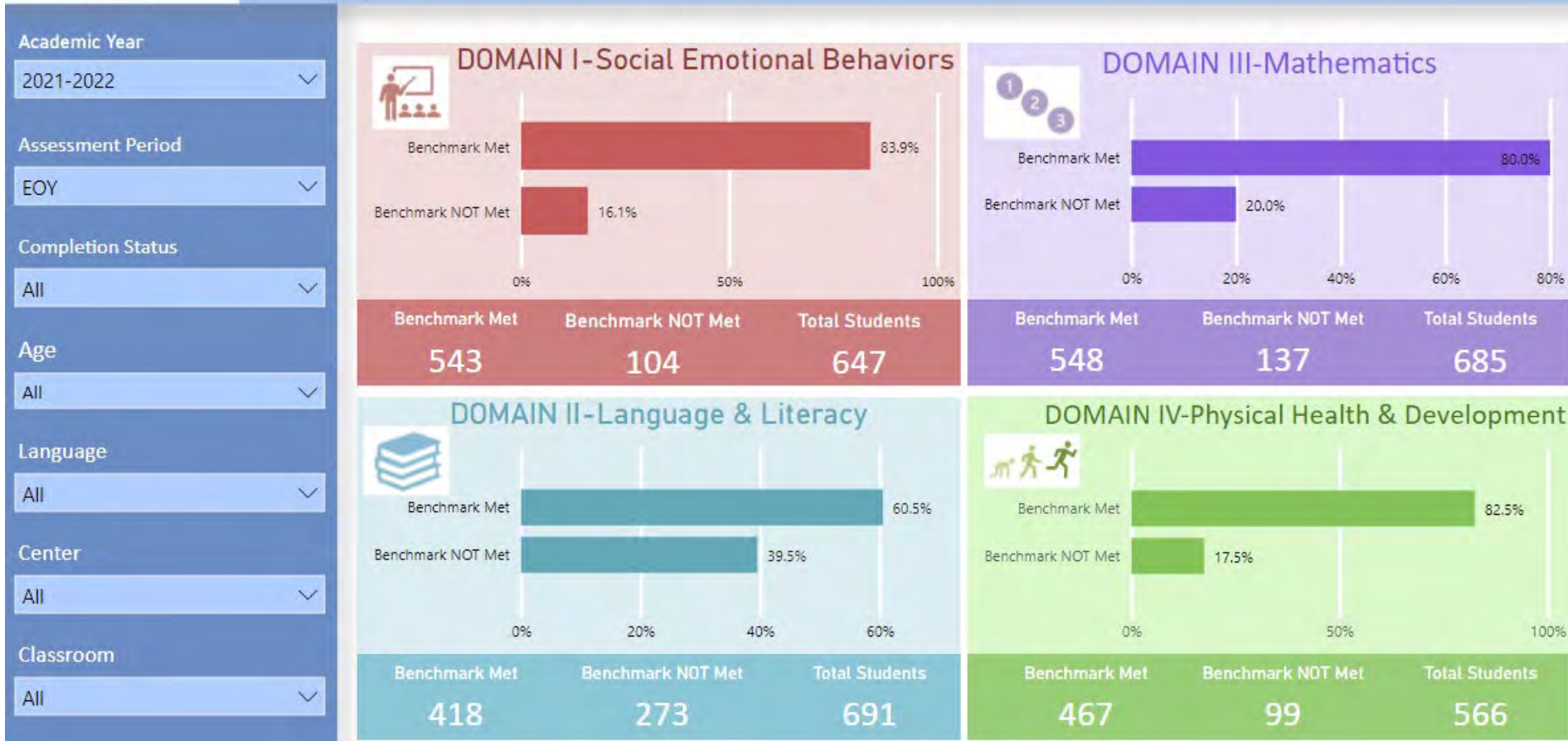
CASE for Kids



Head Start



CPM Assessment Data Dashboard



CASE for Kids


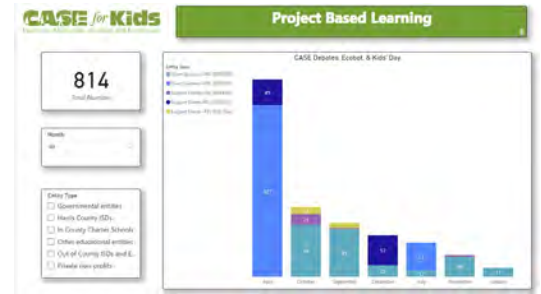
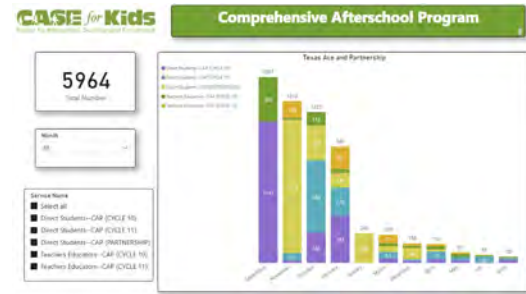
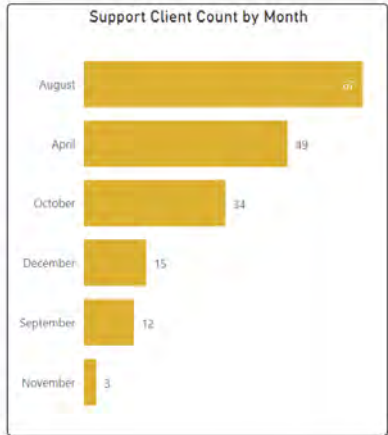
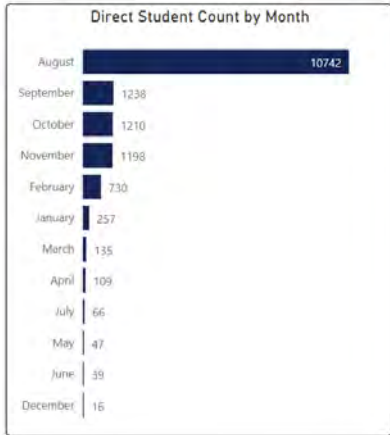
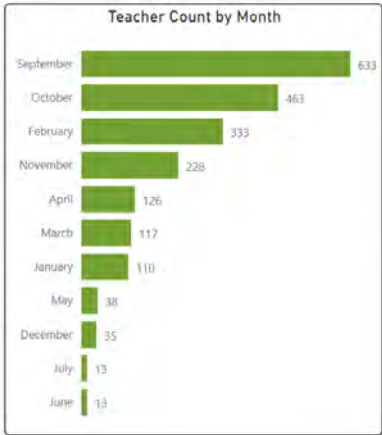


SERVICE DELIVERY DASHBOARD



Category
All

18652
Quantity



Critical Next Steps

- **To increase our communication to HCDE and its Divisions on why we exist.**
 - Provide relevant, timely and efficient data and information.
 - Stay up to date on relevant information in and around Harris County.
- **To support Divisions more effectively.**
 - Produce assets that can aid in Divisions' decision-making process. (Texas Education Dashboard, data-one pagers, etc.)
- **To increase our methodologies beyond surveys to give decision-makers more compelling data.**
 - Focus Groups, interviews, observations

Contact Information

Yolanda Pyrtle, Data Analyst/Research Manager

Research and Evaluation Institute

Email: ypyrtle@hcde-texas.org

Phone: (713) 696-8297